VER.	AMENDMENT	SIGN	DATE
AQ01	The initial drawing	Zhe	2024-04-24

Unless specifically stated otherwise, inspection will be carried out in accordance with Fannal's "FN-WI-PZ-56-A2 TP&TPM Appearance Inspection Specification"and later versions.

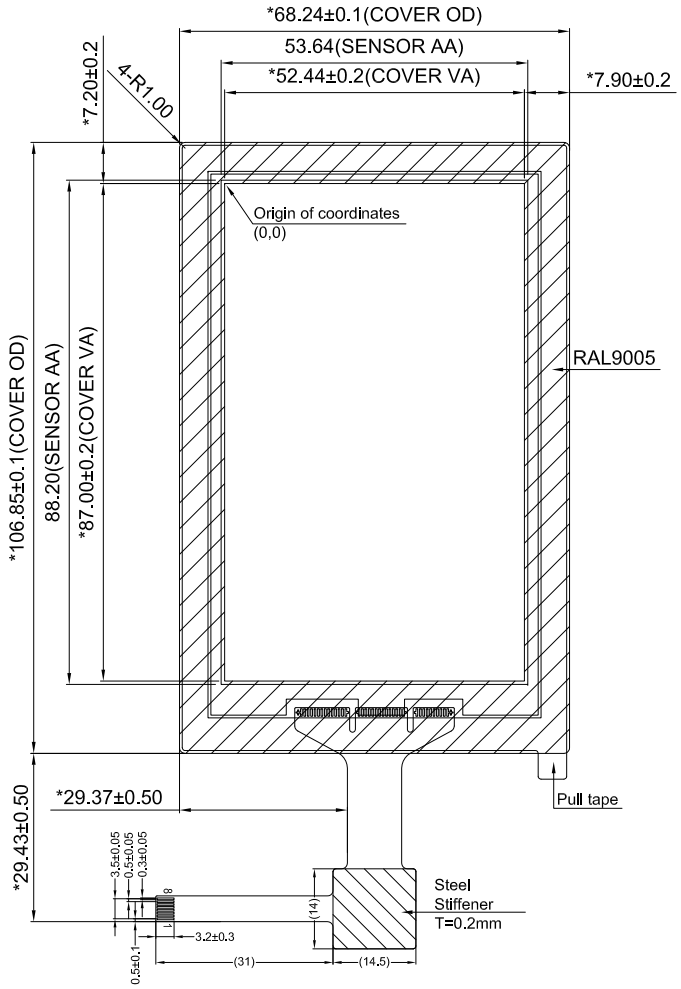

Front view



Side view

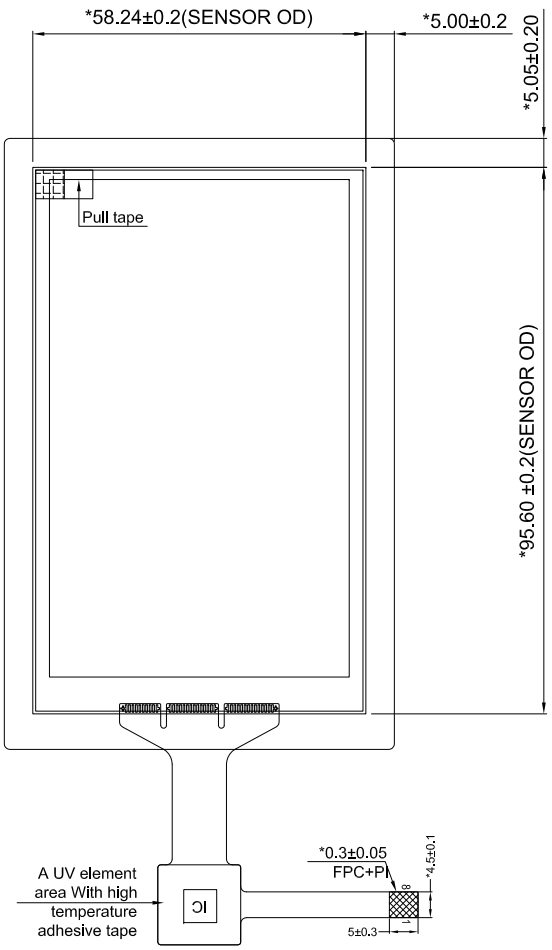

Back view

Important dimensions:*
General tolerance:±0.5.
Dimensions in angular:±1°.

TECHNOLOGY CHARACTERISTICS Touch Panel

Product Strcuture	G+G	Strengthening Method	☐ None ■ Chemically Strengthen ☐ Physical Semi-Strengthen ☐ Physical All Strengthen	Touch Transmittance	85% Min
Touch IC	mxT336U			Touch Interface	IIC
No. of Touch	5	Surface Hardness	7H min	Environmental Requirements	■ RoHS ☐ REACH ☐ HF
Cover Material	Sodalime Glass	Sensor Material	■ ITO Glass ☐ ITO Film	Operation Temperature	-20~+70 ℃
Cover Thickness	1.1mm	Sensor Thickness	0.55mm	Storage Temperature	-30~+80 ℃

Touch Interface

1	VCC(3.3V)		
2	RST(1.8V)		
3	INT(1.8V)		
4	SDA(1.8V)		
5	SCL(1.8V)		
6	VDDIO(1.8V)		
7	GND		
8	GND		

DRAWN	Zhe/2024-04-23
CHECKED	Sun/2024-04-23
APPROVED	Hong/2024-04-23
CSR APPROVED	
Customer No.:	
Revision:	AQ01
SHEET 1 OF 1	Scale 1 : 1
	Unit mm

TITLE
Touch Panel

Drawing NO.: FN0400P005A
Project NO.:

FANNAL ELECTRONICS CO., LTD