VER.	AMENDMENT	SIGN	DATE
AQ01	The initial drawing	Red	2024-04-18

Unless specifically stated otherwise, inspection will be carried out in accordance with Fannal's "FN-WI-PZ-56-A2 TP&TPM Appearance Inspection Specification"and later versions.

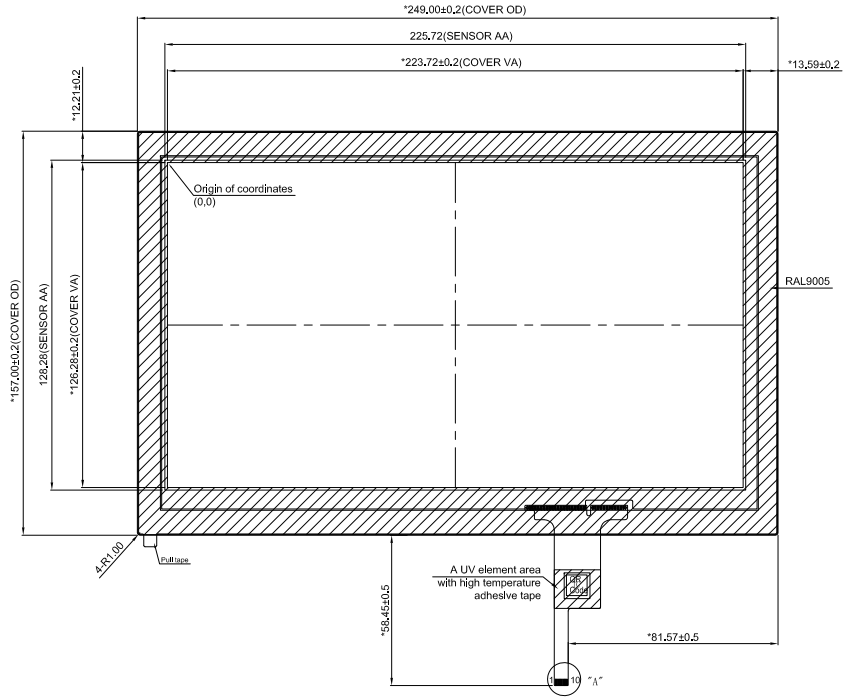

Front view



Side view

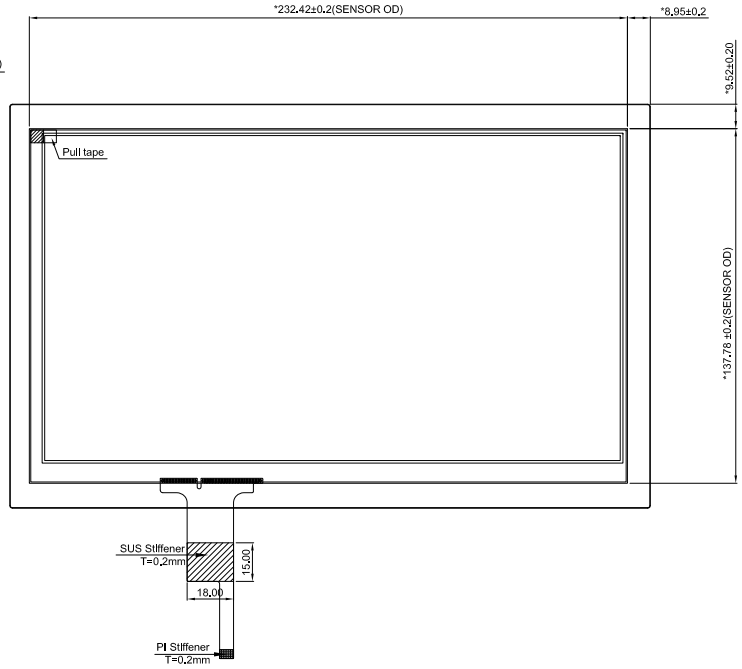

Back view

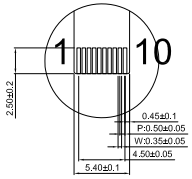

Detail "A"(Scale 4:1)

Important dimensions:*
General tolerance:±0.5.
Dimensions in angular:±1°.

TECHNOLOGY CHARACTERISTICS Touch Panel

Product Strcuture	G+G	Strengthening Method	☐ None ■ Chemically Strengthen ☐ Physical Semi-Strengthen ☐ Physical All Strengthen	Touch Transmittance	85% Min
Touch IC	MXT640U			Touch Interface	IIC
No. of Touch	10	Surface Hardness	7H min	Environmental Requirements	■ RoHS ☐ REACH ☐ HF
Cover Material	Sodalime Glass	Sensor Material	■ ITO Glass ☐ ITO Film	Operation Temperature	-20~+70 ℃
Cover Thickness	1.1mm	Sensor Thickness	0.55mm	Storage Temperature	-30~+80 ℃

Touch Interface

1	RST	9	NC
2	VCC	10	NC
3	GND		
4	INT		
5	SDA		
6	SCL		
7	NC		
8	NC		

DRAWN	Red/2024-04-18
CHECKED	Sun/2024-04-18
APPROVED	Hong/2024-04-18
CSR APPROVED	
Customer No.:	
Revsion:	AQ01
SHEET 1 OF 1	Scale 1 : 1
	Unit mm

TITLE
Touch Panel

Drawing NO.: FN1010P067A

Project NO.:

FANNAL ELECTRONICS CO., LTD