VER.	AMENDMENT	SIGN	DATE
AQ01	The Initial drawing	sun	2024-04-24

Unless specifically stated otherwise, inspection will be carried out in accordance with Fannal's "FN-WI-PZ-56-A2 TP&TPM Appearance Inspection Specification"and later versions.

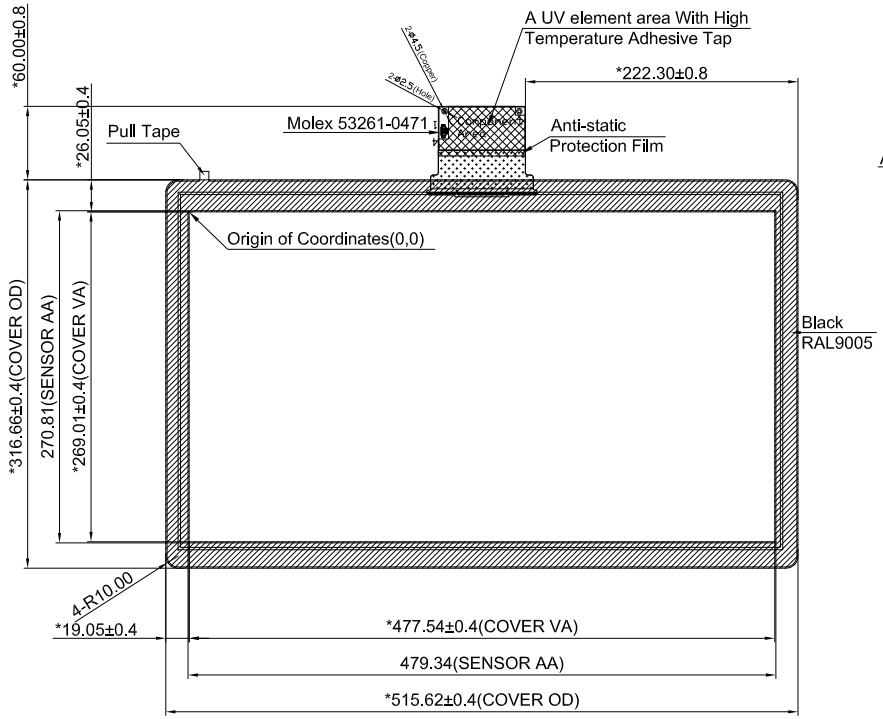

TOP VIEW

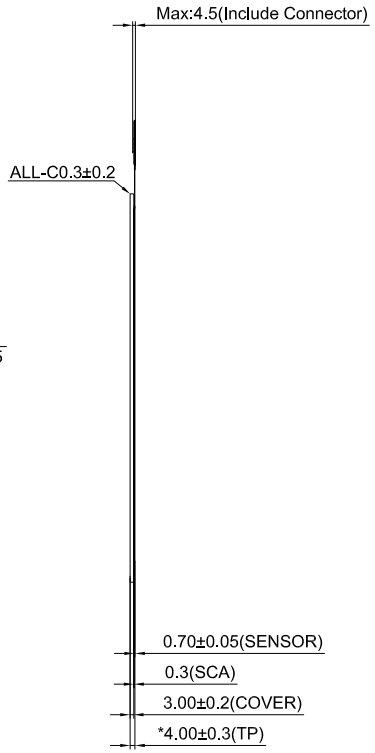

SIDE VIEW

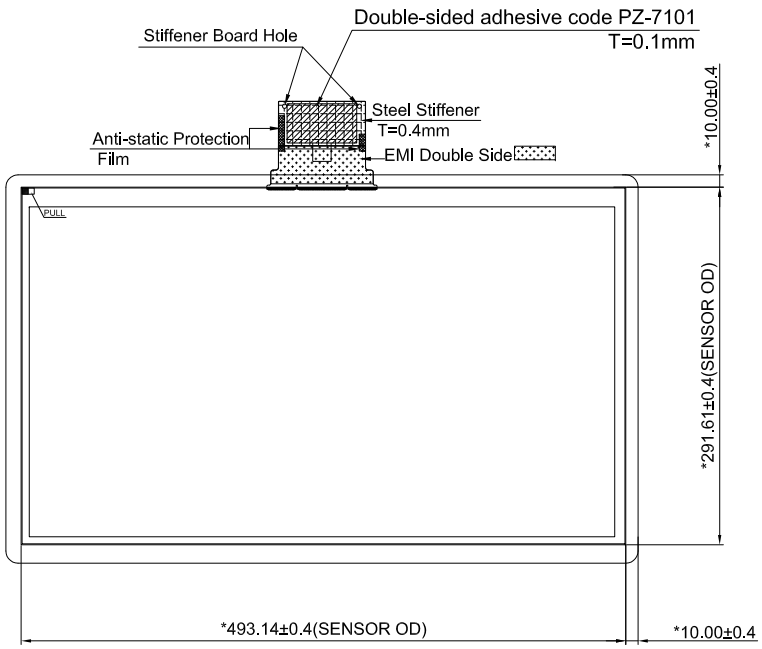

BOTTOM VIEW

Important dimensions:*
General tolerance:±0.3. Dimensions in angular:±1°.

TECHNOLOGY CHARACTERISTICS Touch Panel

Porduct Strcuture	G+G	Strengthening Method	☐ None ■ Chemically strengthen ☐ Physical semi-tempering ☐ Physical all tempering	Touch Transmittance	85% Min.
Touch IC	mxT2952TD			Touch Interface	USB
No. Of Touch	10	Surface Hardness	7H Min.	Environmental Requirements	■ RoHS ☐ REACH ☐ HF
Cover Material	Sodalime Glass	Sensor Material	■ ITO Glass ☐ ITO Film	Operating Temperature	-20~70℃
Cover Thickness	3.0mm	Sensor Thickness	0.7mm	Storage Temperature	-30~80℃

Touch Interface

1	VCC_5V		
2	D-		
3	D+		
4	GND		

DRAWN	sun/2024-04-24
CHECKED	Sun/2024-04-24
APPROVED	Hong/2024-04-24
CSR APPROVED	
Customer No:	
Revison	AQ01
SHEET 1 OF 1	Scale 1 : 1 Unit mm

TITLE: Touch Panel

Drawing NO: FN2150P023A

Project NO: /

FANNAL ELECTRONICS CO., LTD